



Model: WS FOR TSW-560 SOLID BOARD

Family: WALL-SMART

DWG NO. 10-04-732-SPC



Model No.: 10-01-732

PRODUCT SPEC.

REVISION A

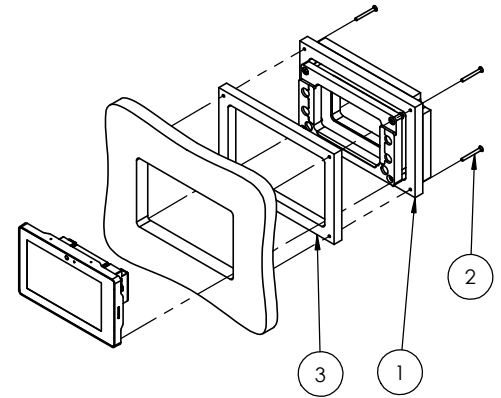
DATE 3/Mar./2017

Make Your Wall Smart

“WS FOR TSW-560 SOLID BOARD” - Product description:

The “WS FOR TSW-560 SOLID BOARD” is an adapter for in-wall flush installation of a TSW-560 touch screen in solid board walls.

The “WS FOR TSW-560 SOLID BOARD” securely mounts the touch screen while allowing easy access, insertion and removal.

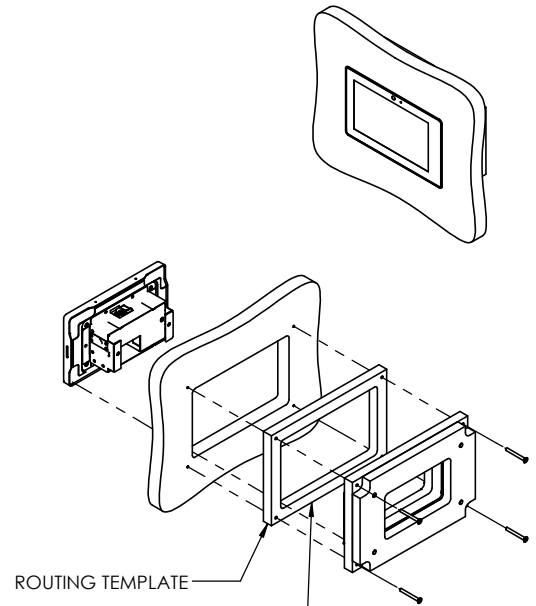


Key features and benefits:

- Flush with the wall.
- Allows easy insertion and removal of the touch screen by manual push and magnet detachment.
- Designed to be installed in 9.1 ~ 36.7mm (0.36” ~ 1.44”) thick solid boards.
- Installation adapter contains depth adjustment mechanism.
- Installation kit contain:
 - X1 routing template (item #1)
 - X1 installation adapter (item #2)
 - X4 ST3x30 screws (item #3)
- Designed for TSW-560 touch screen (by CRESTRON®) (Touch screen not included).

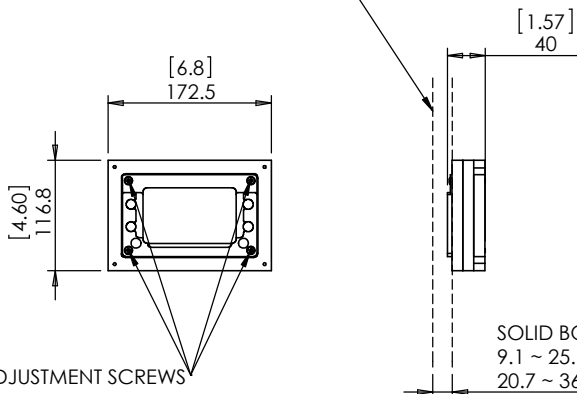
Key properties:

- Dimensions (W/H/D): 172.5mm (6.8”)/ 116.8mm (4.6”)/ 40mm (1.57”)
- Power Supply: None (manual adapter).
- Weight: 0.42Kg, 0.924lbs.
- Material: Moisture resistant MDF

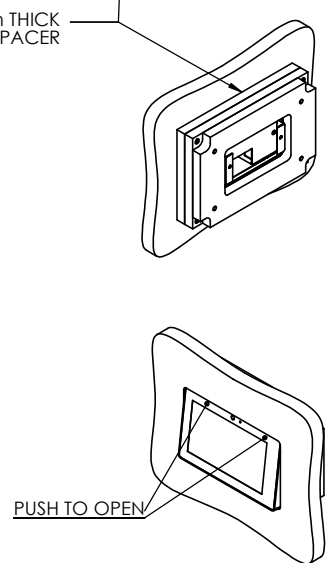


FOR INSTALLATION IN BOARDS 9.1mm TO 25.1mm THICK
USE ROUTING TEMPLATE AS INSTALLATION SPACER

FRONT SURFACE OF SOLID BOARD



SOLID BOARD THICKNESS RANGE:
9.1 ~ 25.1 [0.36”~0.99”] WITH SPACER
20.7 ~ 36.7 [0.81”~1.44”] WITHOUT SPACER





Model: WS FOR TSW-560 SOLID BOARD

Family: WALL-SMART

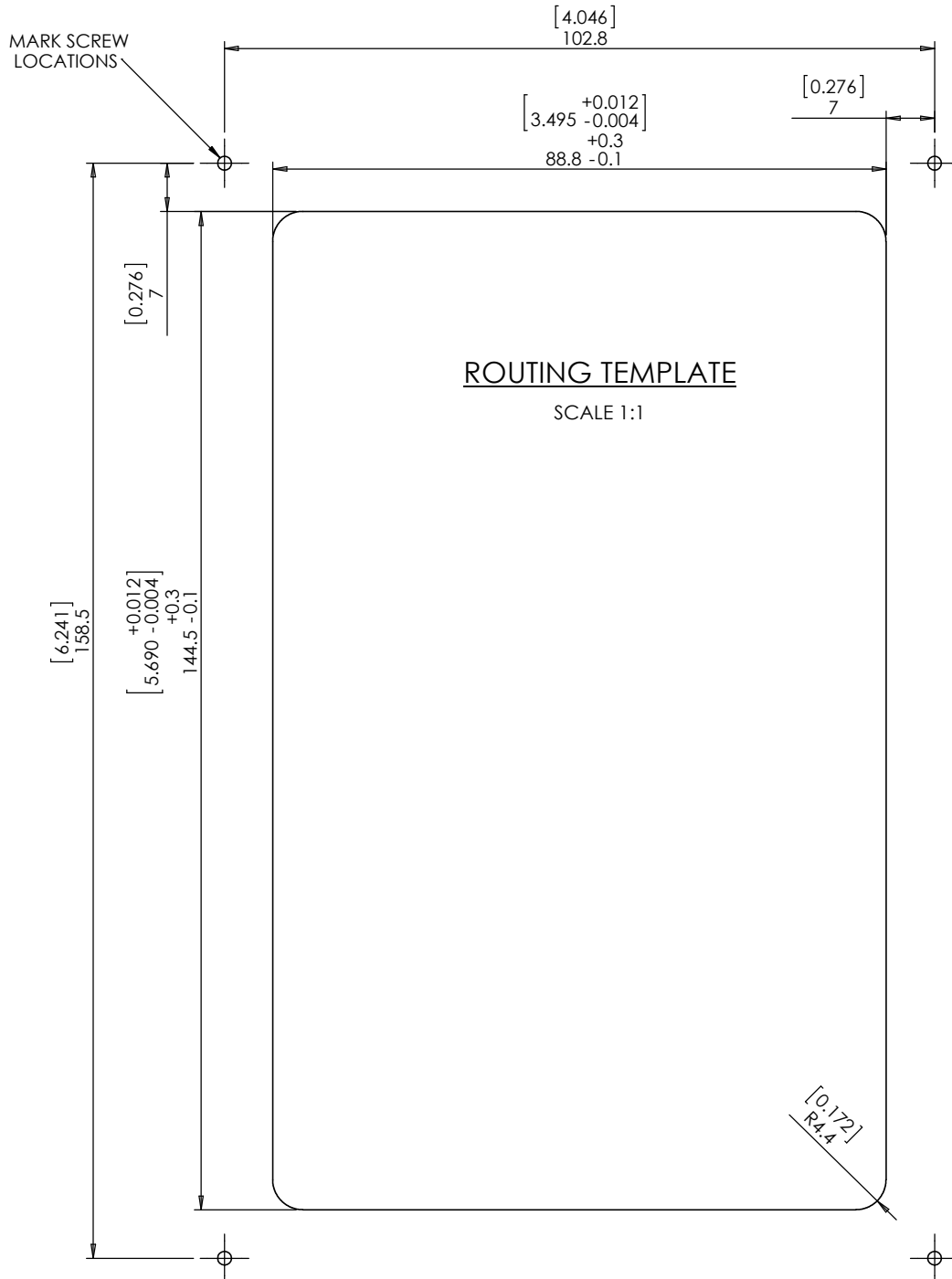
DWG NO. 10-04-732-SPC

Model No.: 10-01-732

PRODUCT SPEC.

REVISION A

DATE 2/Mar./2017



<http://www.wall-smart.com/uploads/2/4/1/6/24165207/10-04-732-template.dxf>