



Model: WS RETROFIT FOR ATLONA AT-VTP-550 5.5" SCREEN - BLACK / WHITE / UNPAINTED

Family: WALL-SMART

DWG NO. 10-04-441-SPC



Model No.: 10-01-441-BL/-WH/-WO

PRODUCT SPEC.

REVISION A

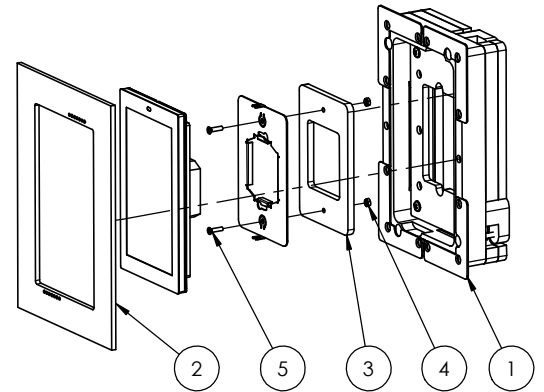
DATE 9/NOV./2017

Make Your Wall Smart

“WS RETROFIT FOR ATLONA AT-VTP-550 5.5" SCREEN - BLACK / WHITE / UNPAINTED” - Product description:

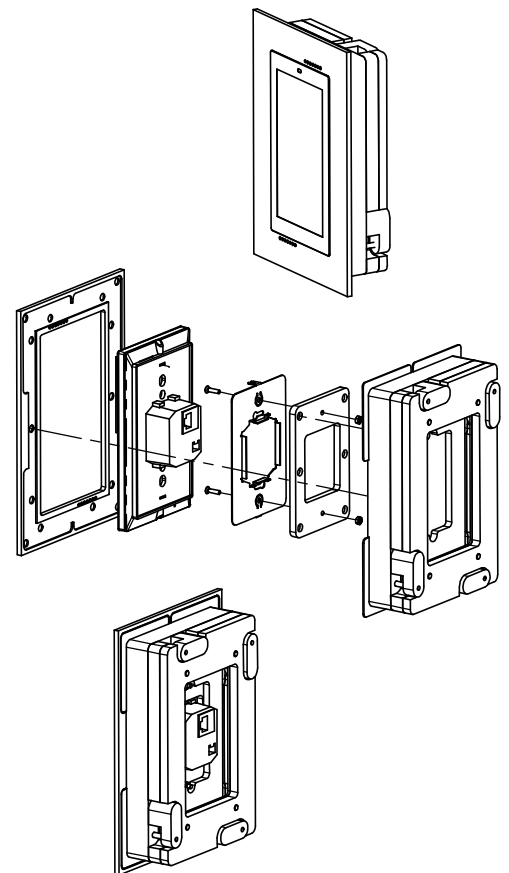
The “WS RETROFIT FOR ATLONA AT-VTP-550 5.5" SCREEN” is an adapter for in-wall nearly flush retrofit installation of a AT-VTP-550 touch screen.

The “WS RETROFIT FOR ATLONA AT-VTP-550 5.5" SCREEN” firmly mounts the touch screen while allowing easy insertion, removal and operation.



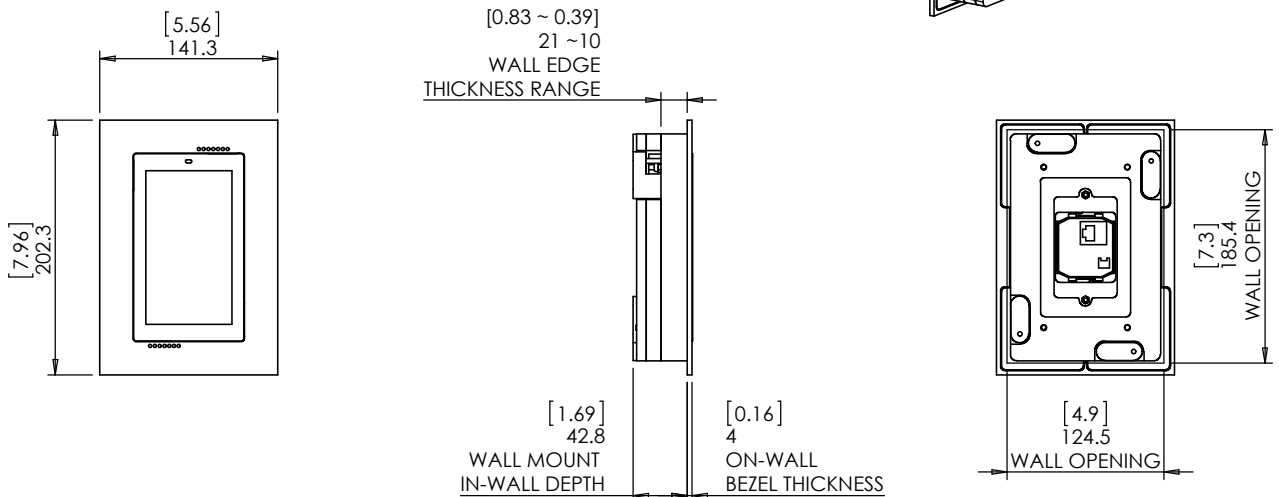
Key features and benefits:

- Nearly flush with the wall (4mm [0.16"] thick on-wall bezel).
- Allows easy insertion and removal of the touch screen.
- Bezel attaches magnetically to the retrofit wall mount base.
- The bezel is supplied painted black (-BL), white (-WH) or unpainted (-WO).
- Designed for the use with AT-VTP-550 touch screen (by ATLONA) (touch panel is not included).
- Adapter kit contains:
 1. (X1) Wall mount base;
 2. (X1) Bezel;
 3. (X1) Touch screen adapter
 4. (X2) M3 nuts
 5. (X2) M3x12 Screws



Key properties:

- Dimensions: (W/H/D): 141.3mm (5.56")/ 202.3mm (7.96")/ 46.8mm (1.84")
- Weight: 1.2Kg, 2.64lbs.
- Material: Moisture resistant MDF





Model: WS RETROFIT FOR ATLONA AT-VTP-550 5.5"
SCREEN - BLACK / WHITE / UNPAINTED

Family: WALL-SMART

DWG NO. 10-04-441-SPC

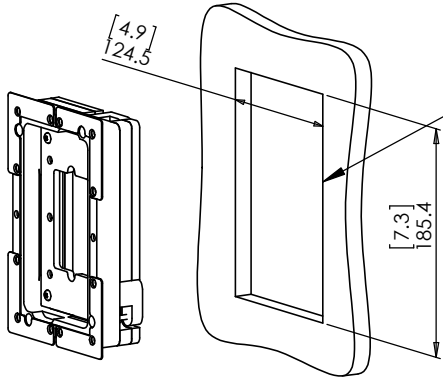


Model No.: 10-01-441-BL/-WH/-WO

PRODUCT SPEC.

REVISION A

DATE 09/NOV./2017



1. CUT OPENING - BOARD THICKNESS 10mm [0.39"]
UP TO 21mm [0.83"] (FOR BOARDS UP TO
32mm [1.25"] THICK, REINSTALL CAM LATCHES
UPSIDE DOWN.

2. ROUTE NECESSARY CABLES

3. INSERT WALL MOUNT BASE

4. GENTLY SCREW CLOCKWISE 4 RETENTION
SCREWS UNTIL CAM LATCHES RETAIN
THE UNIT.

5. ATTACH TOUCH SCREEN

6. ATTACH BEZEL (MAGNETICALLY)