



Model: WS NC FOR ACCESS POINT L

Model No.: 083-1-923

Family: WALL-SMART

DWG NO. 083-4-923-SPC

PRODUCT SPEC.

REVISION A

DATE 07/NOV./2022



Make Your Wall Smart

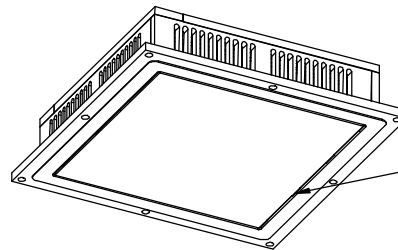
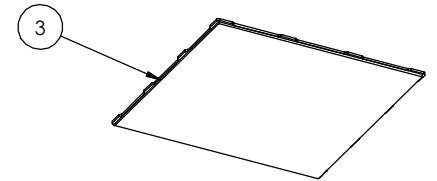
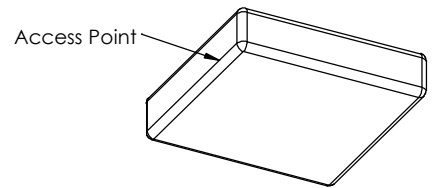
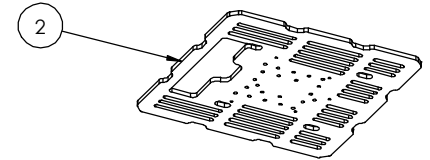
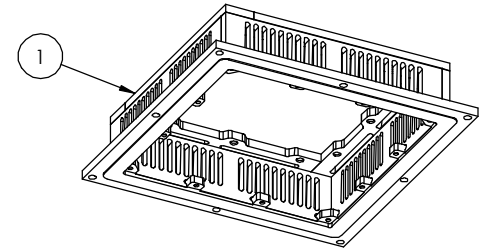
“WS NC FOR ACCESS POINT L” - Product description:

The “WS NC FOR ACCESS POINT L” is an adapter for in-wall flush installation for a variety of access points measuring up to 28X28X6.5cm in size.

The “WS NC FOR ACCESS POINT L” firmly mounts the device allowing easy access, insertion and operation.

Key features and benefits:

- Flush with the wall.
- Paintable with the wall paint in any color and texture.
- Allows easy insertion and removal of the device.
- The adapter is supplied unpainted (To be painted after installation as part of the wall).
- Designed to be installed in 1/2” drywall. Installation of the Wall-Smart adapter is straight-forward. Installation process is similar to drywall construction procedures. Before installation, read Wall-Smart installation instruction 10-04-00101-INS in <http://www.wall-smart.com/faq>
- Designed for a variety of access points measuring up to 28X28X6.5cm in size (AP not included).
- Adapter kit contains:
 1. Wall adapter (x1)
 2. Device adapter (x1)
 3. Faceplate (X1)
 4. M4X12 CAP Screws (X6)
 5. M4 nuts (X6)
 6. M3X12 flat head (X5)
 7. M3 nuts (X5)



KEEP VENTILATION GAP CLEAR FROM DRYWALL COMPOUND

Key properties:

- Dimensions (W/H/D): 388.6mm (15.3”)/ 388.6mm (15.3”)/89.6mm (3.53”)
- Power Supply: None (manual adapter).
- Weight: 3.1Kg, 6.82lbs.
- Material: Moisture resistant MDF.
- To be installed in 1/2” drywall (for installation in 5/8” drywall use 1/8” shim pack P/N 10-01-067 (sold separately)).

