



Model: WS TILE KIT FOR CRESTRON TSW-1060

Family: WALL-SMART

DWG NO. 012-4-409-SPC

Model No.: 012-1-409

PRODUCT SPEC.

REVISION A
DATE 29/APR/2019



Make Your Wall Smart

“WS TILE KIT FOR CRESTRON TSW-1060” - Product description:

The “WS TILE KIT FOR CRESTRON TSW-1060” is an adapter for in-wall flush installation of a TSW-1060 touch screen in tiled walls. The “WS TILE KIT FOR CRESTRON TSW-1060” firmly mounts the touch screen while allowing easy access, insertion and removal.

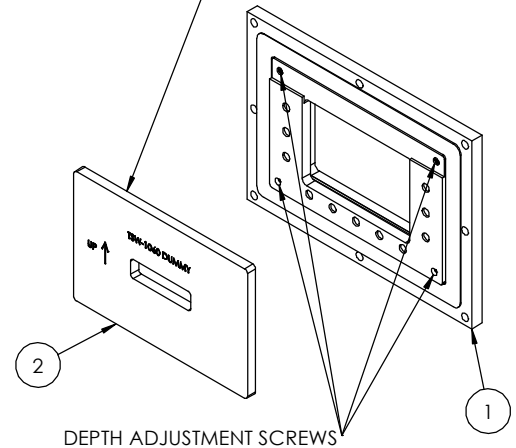
Key features and benefits:

- Designed for tile and adhesive thickness range of 7.9mm [0.31”] up to 24mm [0.94”].
- Designed to be installed in 5/8” drywall. Installation of the Wall-Smart adapter is straight-forward. Installation process is similar to drywall construction procedures. Before installation, read Wall-Smart installation instruction 10-04-00101-INS in <http://www.wall-smart.com/faq>
- Designed for TSW-1060 touch screen (by CRESTRON®) (Touch screen not included).
- Adapter kit contains:
 1. Wall adapter;
 2. Screen dummy;

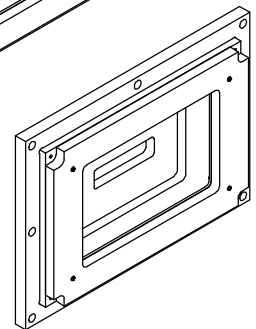
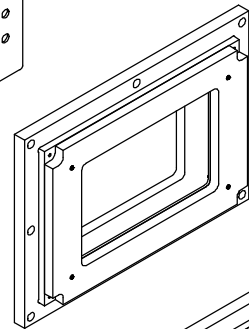
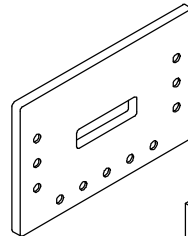
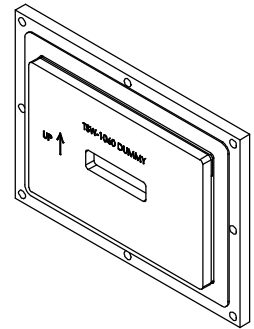
Key properties:

- Dimensions (W/H/D): 335.8mm (13.22”)/ 243.5mm (9.59”)/ 52.9mm (2.08”)
- Power Supply: None (manual adapter).
- Weight: 1.5Kg, 3.3lbs.
- Material: Moisture resistant MDF

AFTER INSTALLING THE WALL MOUNT IN DRYWALL, ATTACHE THE SCREEN DUMMY AND INSTALL THE TILES AROUND THE DUMMY.



DEPTH ADJUSTMENT SCREWS



PUSH TO OPEN

